

# Brilliante Glass

DESIGN SOLUTIONS

- Translucent Appearance Incorporates, the Look of Natural Elements - Water, Air and Sky
- Comes in 17 Colors

- Available in 3"x3" Accent Dots, 1"x6" Liner Bars, and 2"x8" Crystal Mosaics Borders
- All Pieces are 1/4" thick



IG10 Topaz




IG11 Quartzite



IG12 Ruby



IG13 Garnet



IG14 Moonstone



IG15 Sapphire




IG16 Emerald



IG17 Turquoise



IG18 Pewter



IG19 Black Diamond



IG20 Clear Sparkle




IG21 Blue Topaz



IG22 Aquamarine



IG23 Jade



IG24 Amethyst



IG25 Serpentine



IG26 Alexandrite



IG22 Aquamarine Liner Bar



IG22 Aquamarine Crystal Mosaic Border

All Brilliante Glass is available in 3" x 3" Accent Dots, 1" x 6" Liner Bars as well as 2" x 8" Crystal Mosaics Borders. The Accent Dots, Liner Bars and Crystal Mosaics Borders, with their translucent appearance, incorporate the look of natural elements – water, air and sky.

## Sizes Available

Surface/Texture Thickness	Size Actual	Size	
Glass Accent Dot	3" x 3"	2-7/8" x 2-7/8"	1/4"
2" x 8" Border		1-1/2" x 7-7/8"	1/4"
1" x 6" Liner Bar		3/4" x 5-7/8"	1/4"

(all sizes in inches and fractions of an inch)

## Recommended Usage

Brilliante Glass is recommended for interior walls only in wet or dry locations.

