




ILLUMINESSENCE GLASS

DESIGN SOLUTIONS™

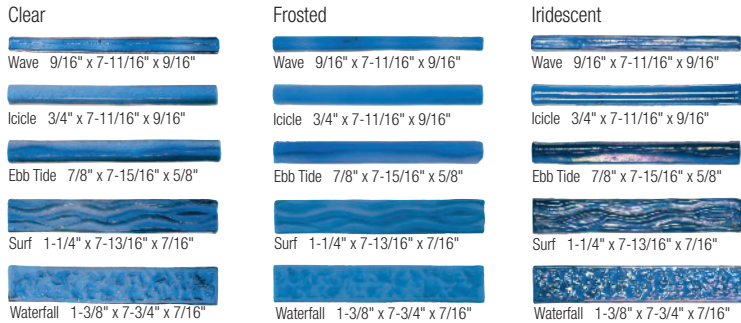
 CROSSVILLE®
ELEVATE YOUR SPACE

ILLUMINESSENCE GLASS

Prism Glass/Water Crystal Mosaics Colors



Listellos (available in all colors, shown in Pacific 050)



Prism Glass

Nominal Size	Actual Size (in)	Thickness (in)
3" x 3"	2-7/8" x 2-7/8"	1/4"

Water Crystal Mosaics

1" x 1"	13/16" x 13/16"	5/16"
---------	-----------------	-------

*Mounted sheet size is 11-1/2" x 11-1/2".

Listellos

Wave	9/16" x 7-11/16"	9/16"
Icicle	3/4" x 7-11/16"	9/16"
Ebb Tide	7/8" x 7-15/16"	5/8"
Surf	1-1/4" x 7-13/16"	7/16"
Waterfall	1-3/8" x 7-3/4"	7/16"

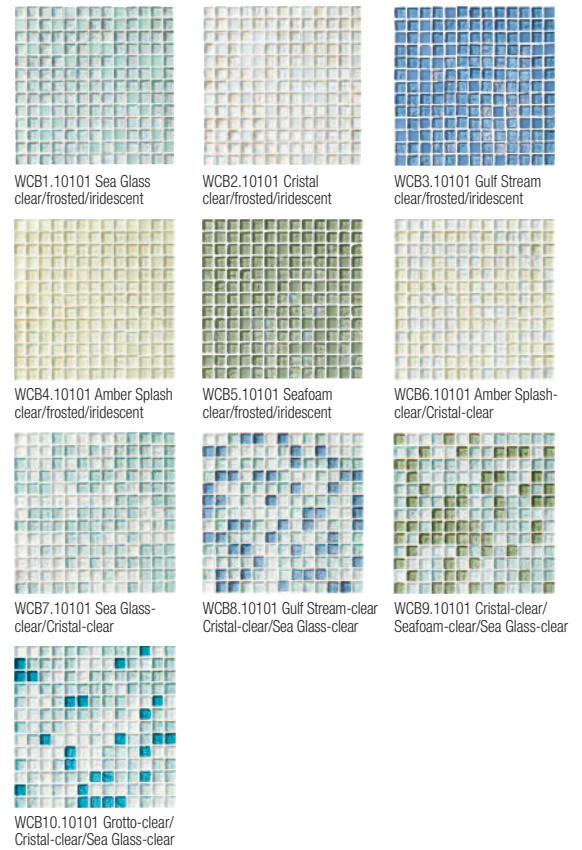
Water Crystal Mosaics Product Performance

Breaking Strength	>500 lbf.	ASTM C648
Bond Strength	>100 psi.	ASTM C482
Chemical Resistance	Unaffected	ASTM C650
Frost Resistance	Resistant	ASTM C1026
Water Absorption	<0.10%	ASTM C1026
Scratch Hardness	3	MOH's Scale

Water Crystal Mosaics Coefficient of Friction

	Dry	Wet	
Clear	>0.8	>0.3	ASTM C1028
Frosted	>0.8	>0.6	ASTM C1028
Iridescent	>0.8	>0.4	ASTM C1028

Water Crystal Mosaics Mixed Colors



Recommended Use

Crossville recommends Water Crystal Mosaics for interior floors, exterior walls, pool linings, fountains, showers and facades when proper installation methods are followed. Prism Glass and Prism Glass Listellos are recommended for interior walls only.

Care and Maintenance

Regular cleaning is the best way to keep your molded glass tiles looking new for years to come. Use clean, hot water (combined with a non-abrasive household cleaner for more aggressive cleaning). Rinse thoroughly and dry with a soft cloth to prevent water spots. No waxes or sealers are needed. More information regarding the care and maintenance of Crossville glass products is available at www.crossvilleinc.com.

Shade & Texture Index

Illuminescence Glass in clear and frosted finishes has a shade variation of V2. The nature of the iridescent finish can result in a shade variation from V2 to V3.

