




Retro Active

P O R C E L A I N S T O N E™

 CROSSVILLE®



▲Photo info

Product featured in room vignette above right:
 Wall – Retro Active
 A215 Empress White 4" x 12" UPS
 A870 Seal Taupe 4" x 12" UPS
 B110 Antico Taupe 4" x 12" UPS
 Floor – Retro Active
 A890 Ebony 4" x 12" UPS

Retro Active



▲Photo info

Wall – Retro Active
 RPW1 Pure White 6" x 12" UPS, 4" x 12" UPS
 Stainless Steel Metals
 Satin Liner Bar 1" x 8"



▲Photo info

Wall – Retro Active
 B210 Seabreeze 3" x 12" UPS
 Illuminescence Water Crystal Mosaics
 WCB10.10101
 Grotto/Cristal/Sea Glass, Clear




There's something different about Retro Active. It's familiar but new. Classic yet contemporary. Fashion-forward colors and shapes make it perfect for sleek, sophisticated designs. A custom look without the long wait, it's made in the United States by Crossville so it's ready when you are.


Floor – Retro Active
A215 Empress White 3" x 12" UPS
A890 Ebony 3" x 12" UPS
C360 Maple Sugar 4" x 12" UPS, 6" x 12" UPS

Retro Active


Colors




RPW1 Pure White UPS



A215 Empress White PO/UPS




C370 Featherstone PO/UPS



C360 Maple Sugar PO/UPS



B210 Seabreeze PO/UPS




A870 Seal Taupe PO/UPS

The Perfect Fit


Selected and grouped to make creating that perfect retro look a little easier, the colors and shapes in the Retro Active series come from an extensive commercial line, Cross-Colors. With 21 solids and 26 mingles, Cross-Colors are available in 6" x 6", 8" x 8" and 12" x 12" sizes. Like the exciting new Retro Active series, these may also be custom cut into a variety of popular plank sizes, and several are available in 3" x 3" mosaics.

In fact, many of Crossville's most popular products are available in custom sizes, to make sure they are the perfect fit for your project. And they're available without excessive lead time often associated with custom jobs. Simply contact your local Crossville distributor or Architectural Representative for more information—they can be found by visiting www.crossvilleinc.com.

Sizes



B110 Antico Taupe PO/UPS




A890 Ebony PO/UPS



6" x 6"




3" x 12"



4" x 12"



6" x 12"



Sizes (Available in all colors)

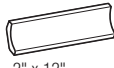
Nominal Size	Actual Size (mm)	Nominal Thickness
3" x 12"	69 x 298	5/16"
4" x 12"	95 x 298	5/16"
6" x 6"	145 x 145	5/16"
6" x 12"	145 x 298	5/16"

Trim (Available in all colors, UPS finish only)

Nominal Size	Actual Size (mm)	Nominal Thickness
4" x 12" Single Bullnose	95 x 298	3/8"
2" x 12" Cove Base	45 x 298	3/8"
2" x 2" Cove Base Inside Corner	45 x 45	3/8"
2" x 4" Cove Base Outside Corner	45 x 90	3/8"



4" x 12" Single Bullnose



2" x 12" Cove Base



2" x 2" Inside Cove Base Corner



2" x 4" Outside Cove Base Corner

Product Performance

Abrasive Wear	270-330	ASTM C501
Breaking Strength	350-420 lbf.	ASTM C648
Bond Strength	>200 psi	ASTM C482
Chemical Resistance	Unaffected	ASTM C650
Frost Resistance	Resistant	ASTM C1026
Water Absorption	<0.10%	ASTM C373
Scratch Hardness	6	MOH's Scale
COF-Dry	>0.6	ASTM C1028
COF-Wet	>0.6	ASTM C1028

Recommended Usage

Retro Active is recommended for interior floors, walls and countertops and exterior walls in both residential and commercial applications.

Care and Maintenance

Regular cleaning is the best way to keep Retro Active tile looking good for years to come. Use clean, hot water (combined with a household cleaner for more aggressive cleaning). Rinse thoroughly and dry with a soft cloth to prevent water spots. No waxes or sealers are needed. More information regarding the care and maintenance of Crossville products is available at www.crossvilleinc.com.

Shade & Texture Index

Retro Active has a shade variation of V1.



V1



V2



V3



V4

V1=Uniform Appearance
V2=Slight Variation
V3=Moderate Variation
V4=Substantial Variation





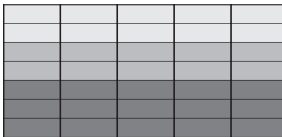
Page 2 - Top Left

Wall: Retro Active

Color Code	Color Name	Size	Pattern %
A215	Empress White	4"x12"	25%
A870	Seal Taupe	4"x12"	25%
B110	Antico Taupe	4"x12"	50%

Floor: Retro Active

Color Code	Color Name	Size	Pattern %
A890	Ebony	4"x12"	100%



Custom Wall Pattern

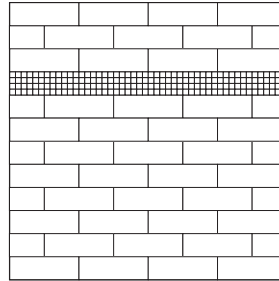


Page 2 - Middle Right

Wall: Retro Active

Color Code	Color Name	Size	Pattern %
B210	Seabreeze	3"x12"	100%
WCB10	Grotto/ Cristal / Seaglass	1"x1"	*

* Based on lineal footage of area to be tiled



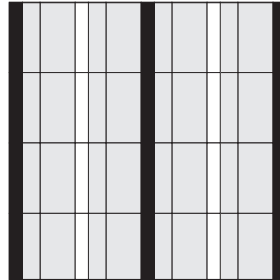
Custom Wall Pattern



Page 3

Wall: Retro Active

Color Code	Color Name	Size	Pattern %
A890	Ebony	3"x12"	11.5%
A215	Empress White	3"x12"	11.5%
C360	Maple Sugar	4"x12"	30.8%
C360	Maple Sugar	6"x12"	46.2%



Custom Floor Pattern