

# ENVISION

There's something different about Retro Active. It's familiar but new.

Classic yet contemporary. Fashion-forward colors and shapes make it perfect for sleek, sophisticated designs. Bring the right touch of retro to your showroom with new Envision panels from Crossville.

## RETRO ACTIVE




ENV-RETRO1-07



ENV-RETRO2-07

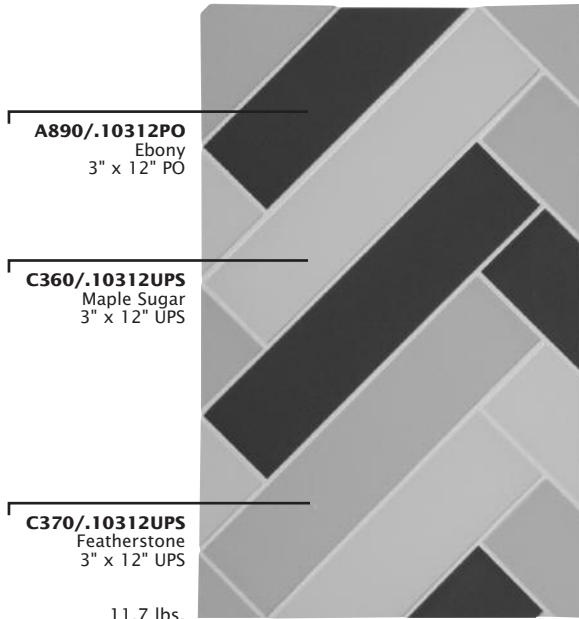


ENV-RETRO3-07



ENV-RETRO4-07

# ENVISION



**A890/.10312PO**  
Ebony  
3" x 12" PO

**C360/.10312UPS**  
Maple Sugar  
3" x 12" UPS

**C370/.10312UPS**  
Featherstone  
3" x 12" UPS

11.7 lbs.

ENV-RETRO1-07

# RETRO ACTIVE



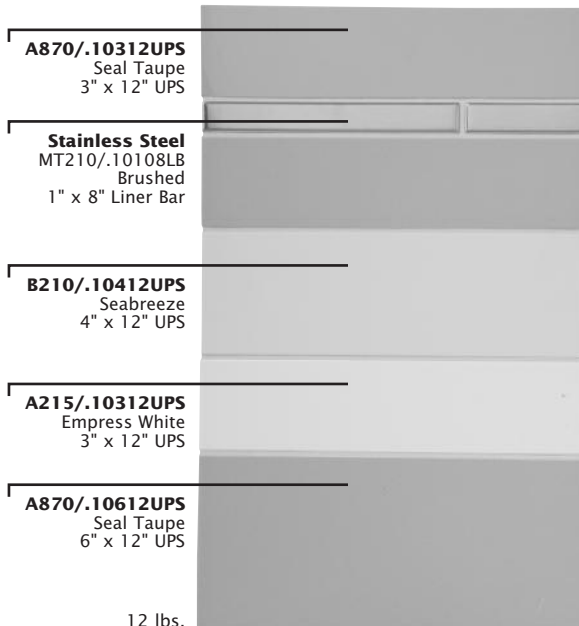
**RPW1/.10606UPS**  
Pure White  
6" x 6" UPS

**Glass Blox**  
GB05/.10101  
Moonbeam/Clear Sky/  
Aqua Gleam  
1" x 1" Blend

**RPW1/.10412UPS**  
Pure White  
4" x 12" UPS

12 lbs.

ENV-RETRO2-07



**A870/.10312UPS**  
Seal Taupe  
3" x 12" UPS

**Stainless Steel**  
MT210/.10108LB  
Brushed  
1" x 8" Liner Bar


**B210/.10412UPS**  
Seabreeze  
4" x 12" UPS

**A215/.10312UPS**  
Empress White  
3" x 12" UPS

**A870/.10612UPS**  
Seal Taupe  
6" x 12" UPS

12 lbs.

ENV-RETRO3-07



**Glass Blox**  
G060/.1.506  
Dazzle Red  
1/2" x 6" Liner

**Glass Blox**  
G048/.1.506  
Black Magic  
1/2" x 6" Liner

**B110/.10312UPS**  
Antico Taupe  
3" x 12" UPS

11.1 lbs.

ENV-RETRO4-07



LIT-RAENSS-07